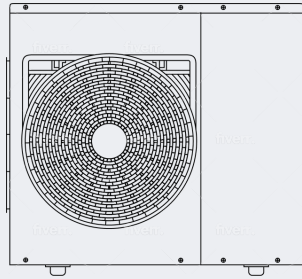
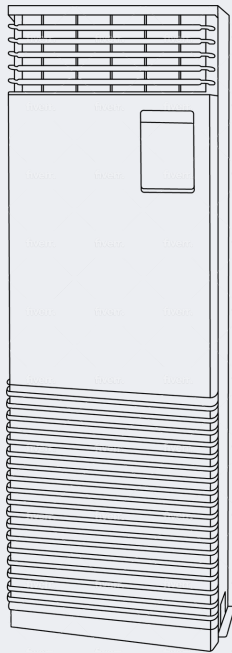


## 16 kW VRF Reverse Cycle Units.



### Length

Indoor Unit:  
600 mm

Outdoor Unit:  
990 mm

### Depth

Indoor Unit:  
390 mm

Outdoor Unit:  
390 mm

### Height

Indoor Unit:  
1750 mm

Outdoor Unit:  
910 mm



### Weight

Indoor Unit:  
86 kg

Outdoor Unit:  
99 kg



### Sound

59 dB(A)

**16 kW**

Cooling Capacity

**433 ℓ/s**

Air Flow

**23 A**

Operating Current

**32 A**

Circuit Breaker

### EQUIPMENT DETAILS

#### Cooling Capacity

16 kW

#### Heating Capacity

17 kW

#### Refrigerant

R410A/3.3kg

#### Air Flow

433 ℓ/s

### ELECTRICAL

#### Power Supply

240 V

#### Operating Current


1.5 A (Indoor Unit)  
21.3 A (Outdoor Unit)

#### Circuit Breaker

32 A Single Phase

#### Plug Configuration

3 PIN



**1800 50 50 47**  
activeair.com.au